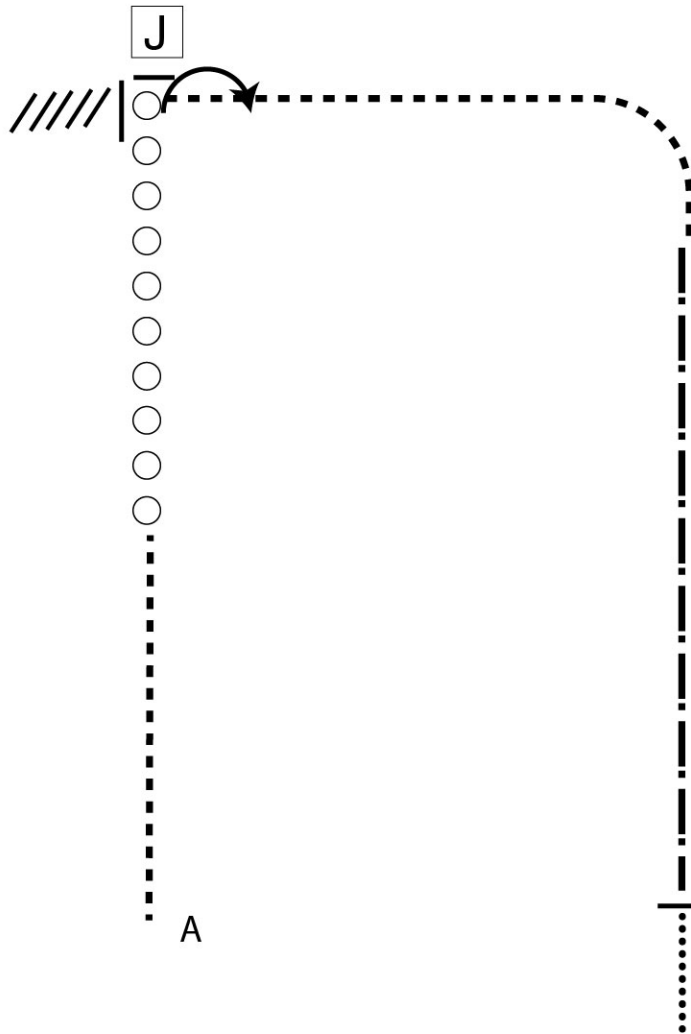




**SUMMER CLASSIC
2024 Show Patterns**

July 6th & 7th

www.lcacappclub.com



KEY

INSTRUCTIONS

- ○ ○ ○
-
- - - -
- . - . - .
- //////////
- A**
- J**

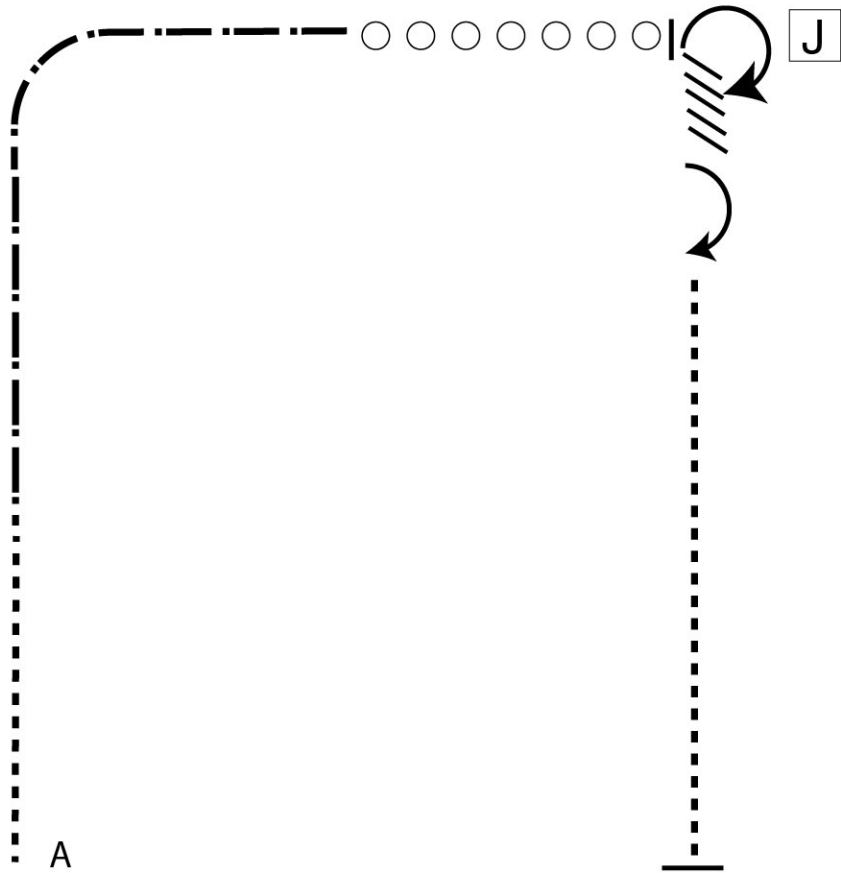
- EXTENDED WALK
- WALK
- TROT
- EXTENDED TROT
- BACK
- MARKER
- JUDGE

1. Begin at A. Trot, then extend walk halfway to judge.
2. Stop and Setup for Inspection.
3. When excused, 90 degree turn.
4. Back one horse length.
5. Trot away and trot a curved corner to the right.
6. Extended trot after curve to A. Stop.
7. Pattern complete. Exit at a walk.

32,33,34,35,36,37


Western Showmanship

13 & Under, 14-18, Novice Youth, Non Pro, Masters Non Pro, Novice Non Pro



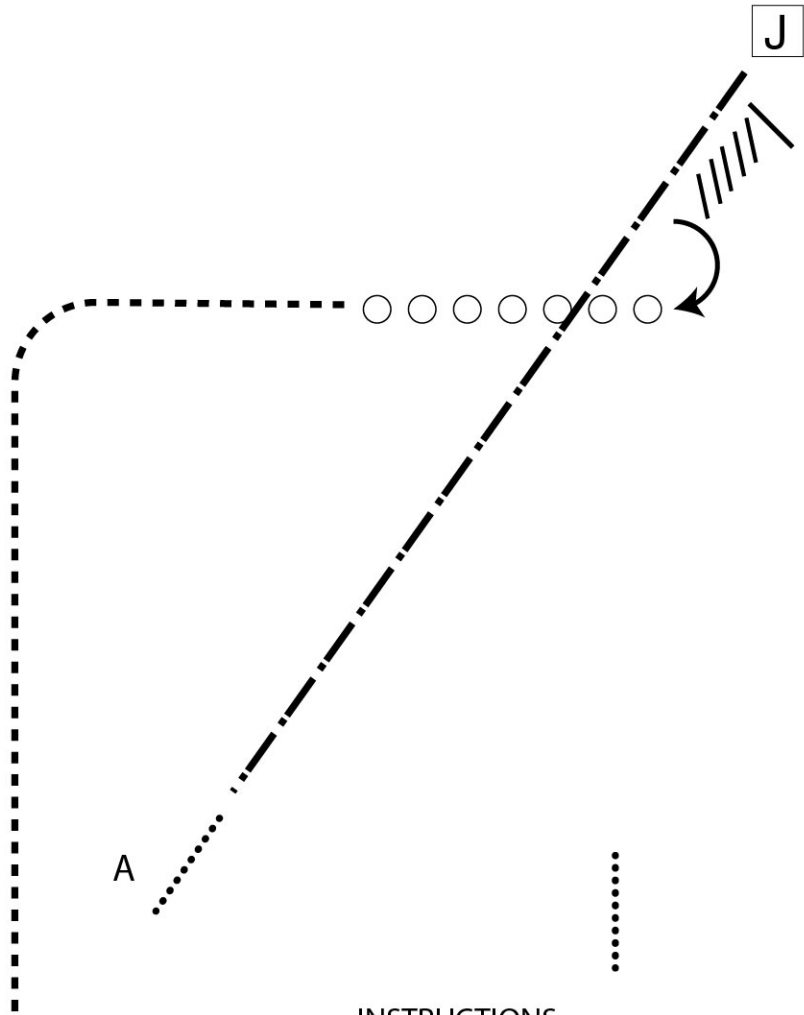
KEY

INSTRUCTIONS




EXTENDED WALK
WALK
TROT
EXTENDED TROT
BACK
MARKER
JUDGE

1. Begin at A. Trot halfway.
2. Extended trot around corner and halfway to judge.
3. Extended walk to judge.
4. Stop and Setup for Inspection.
5. When excused, 270 degree turn.
6. Back one horse length.
7. Execute a 180 degree turn.
8. Trot until even with A. Stop.
9. Pattern complete.



KEY

INSTRUCTIONS

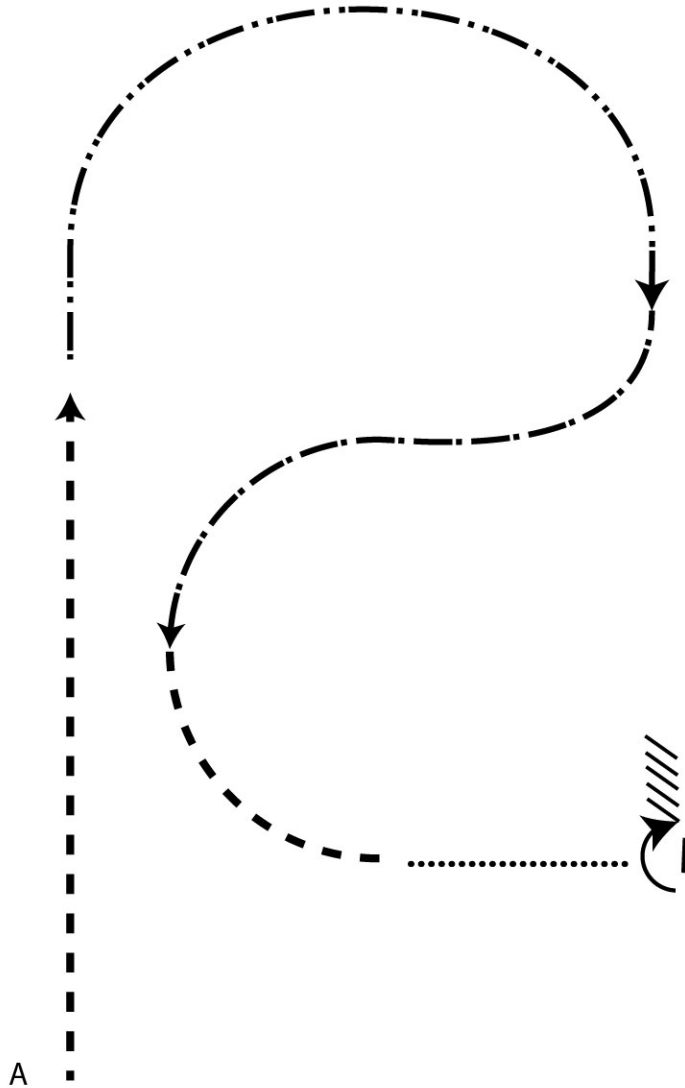






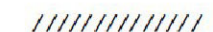

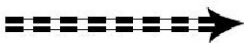
EXTENDED WALK
WALK
TROT
EXTENDED TROT
BACK
MARKER
JUDGE

1. Begin at A. Walk one horse length.
2. Extended trot to judge.
3. Stop and Setup for Inspection.
4. When excused, Back one horse length.
5. Perform 225 degree turn to the right.
6. Extended Walk halfway.
7. Trot corn and beyond cone ay. Pattern complete.

Walk Trot Hunt Seat Equitation

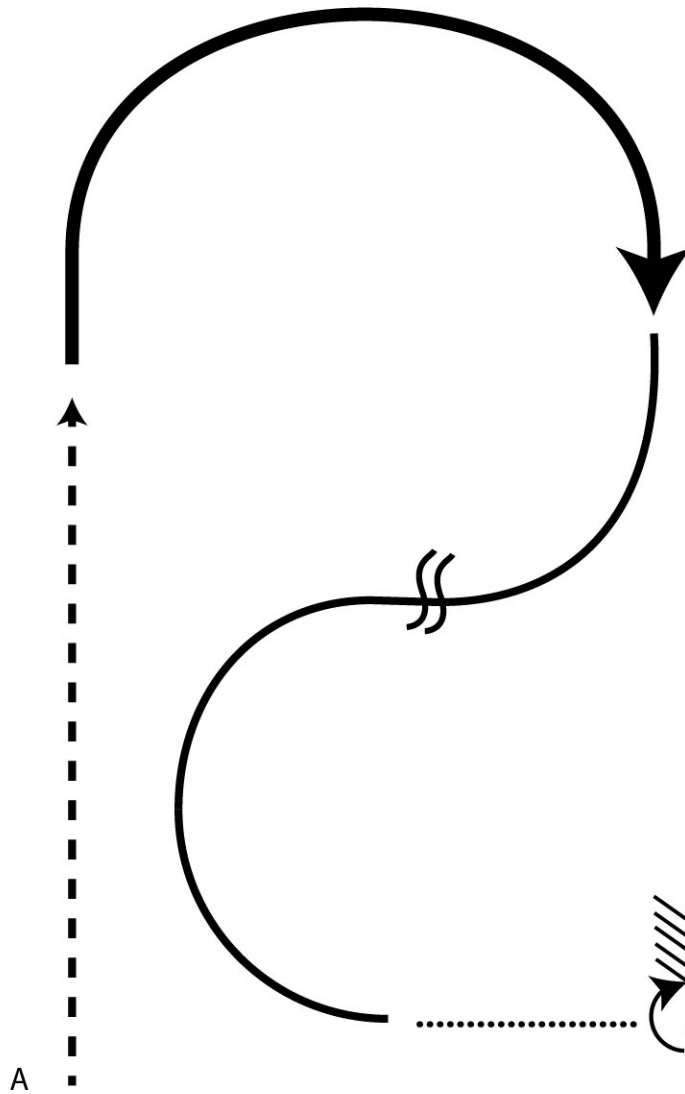
11-18 Walk Trot, 10 & Under Walk Trot, Non Pro Walk Trot



KEY	INSTRUCTIONS	
	WALK	1. Begin at A. Trot on left diagonal. 2. Extended Trot. 3. Sitting trot. 4. Posting trot right diagonal. 5. Walk. 6. Walk .Perform 90 degree turn to right on forehand. 7. Back one horse length. Pattern complete. Exit arena.
	POSTING TROT	
	SITTING TROT	
	EXTENDED TROT	
	BACK	
	CHANGE DIAGONALS	
	LEG YIELD	
A	MARKER	













Hunt Seat Equitation

Non Pro, Novice Youth, Novice Non Pro, 13 & Under, 14-18, Masters Non Pro

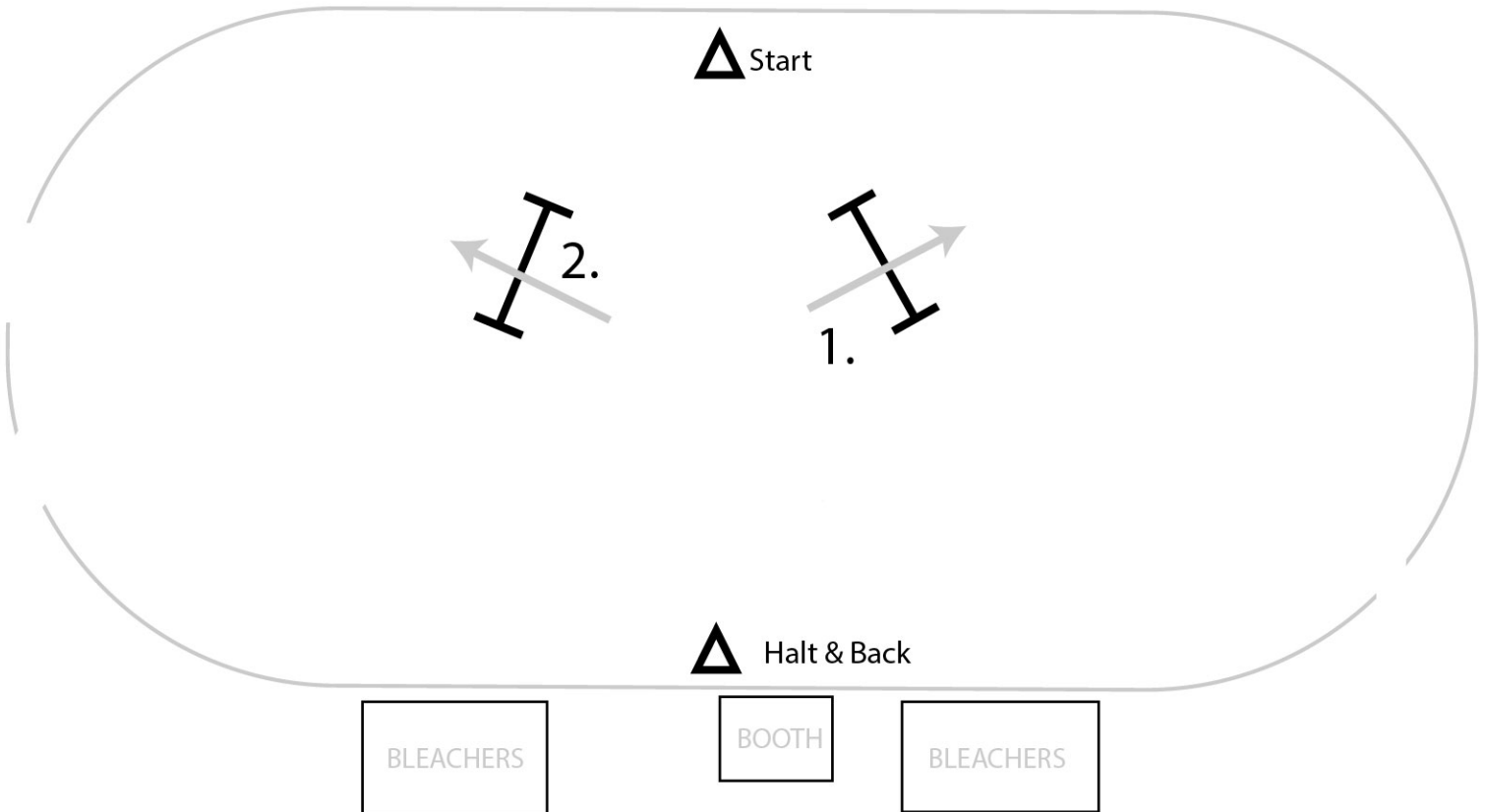


KEY

INSTRUCTIONS

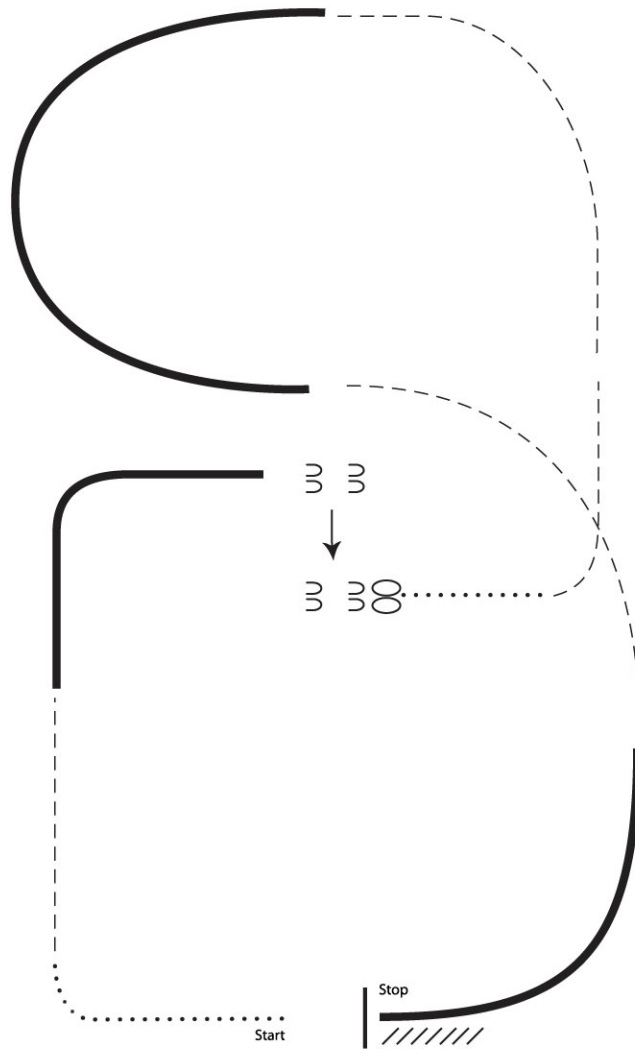
	WALK
	POSTING TROT
	SITTING TROT
	EXTENDED TROT
	2 POINT TROT
	CANTER
	HAND GALLOP
	BACK
	CHANGE LEADS
	SIDEPASS
	CHANGE DIAGONALS
	LEG YIELD
A	MARKER

1. Begin at A. Trot on left diagonal.
2. Hand gallop right lead half circle.
3. Transition to Regular Canter.
4. Simplelead change perform half circle and break to walk.
5. Stop. Perform 90 degree turn to right on forehand
6. Back one horse length.
7. Pattern complete. Exit arena.




INSTRUCTIONS

1. After 2nd fence, hand gallop and stop at marker.
2. Back and stand quietly.



KEY

INSTRUCTIONS

- Walk
- Trot
- Ext Trot
- //// Back
- 
 Sidepass

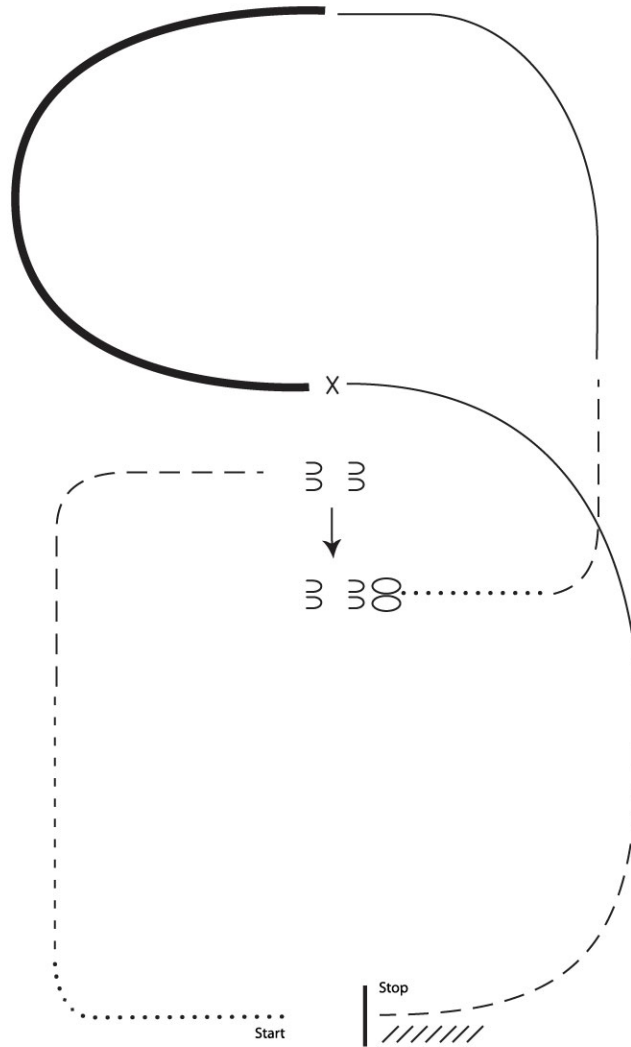
RANCH RIDING PATTERN 3

1. Walk to the left around corner of the arena
2. Trot
3. Extend alongside of the arena and around the corner to center
4. Stop, side pass right
5. 360 degree turn each direction (either way 1st)
6. Walk
7. Trot
8. Extend Trot
9. Trot
10. Extend Trot
11. Stop and back

73,74,75,76

Non Pro, Youth, Junior, Senior

Ranch Riding



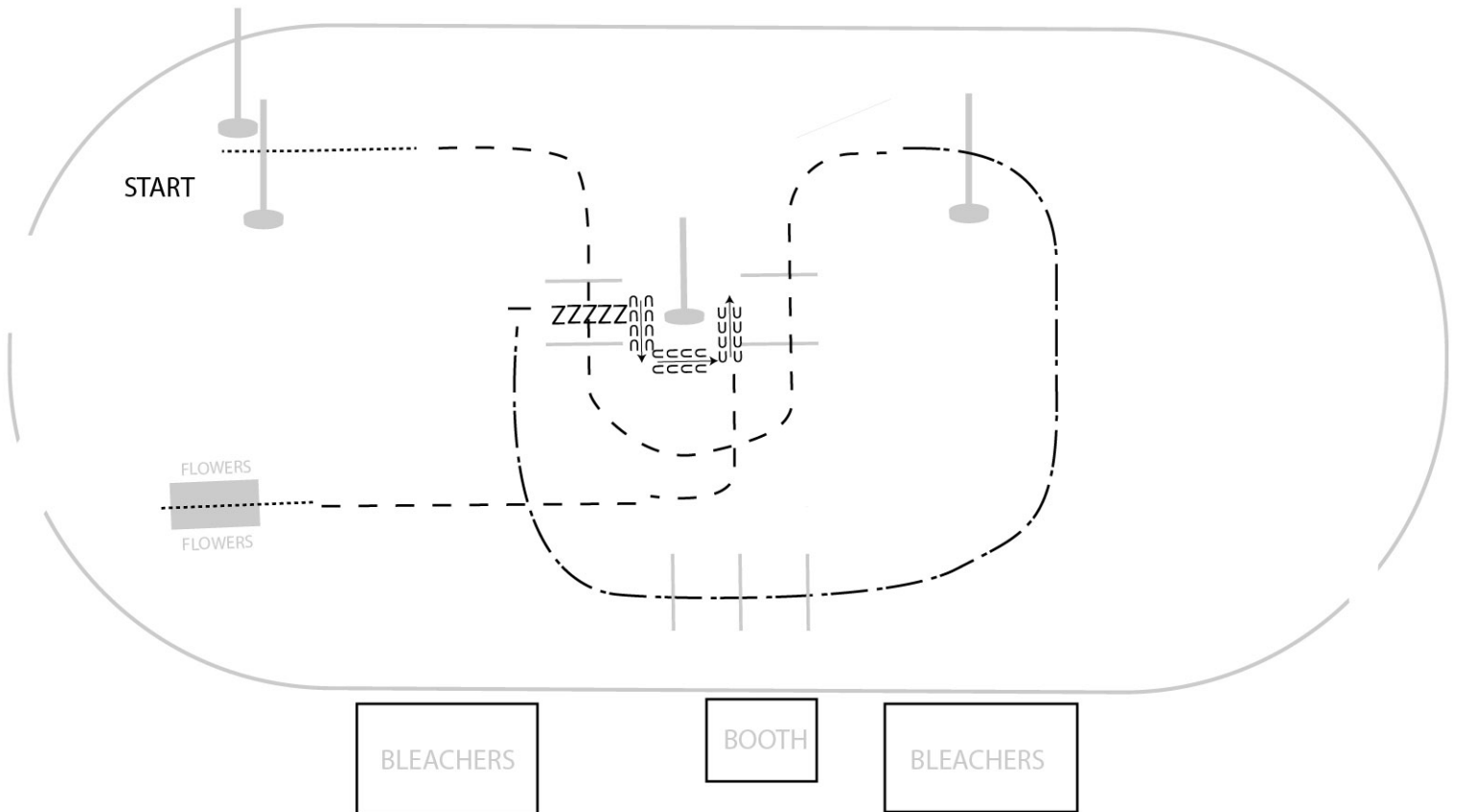
KEY

INSTRUCTIONS

- Walk
- Trot
- - - - - Ext Trot
- Lope
- Ext Lope
- ////// Back
- X Lead Change
- 33 Sidepass
- ↓
- 33

RANCH RIDING PATTERN 3

1. Walk to the left around corner of the arena
2. Trot
3. Extend alongside of the arena and around the corner to center
4. Stop, side pass right
5. 360 degree turn each direction (either way 1st)
6. Walk
7. Trot
8. Lope left lead
9. Extend the lope
10. Change Leads Simple or Flying
11. Collect to the Lope
12. Extend Trot
13. Stop and back

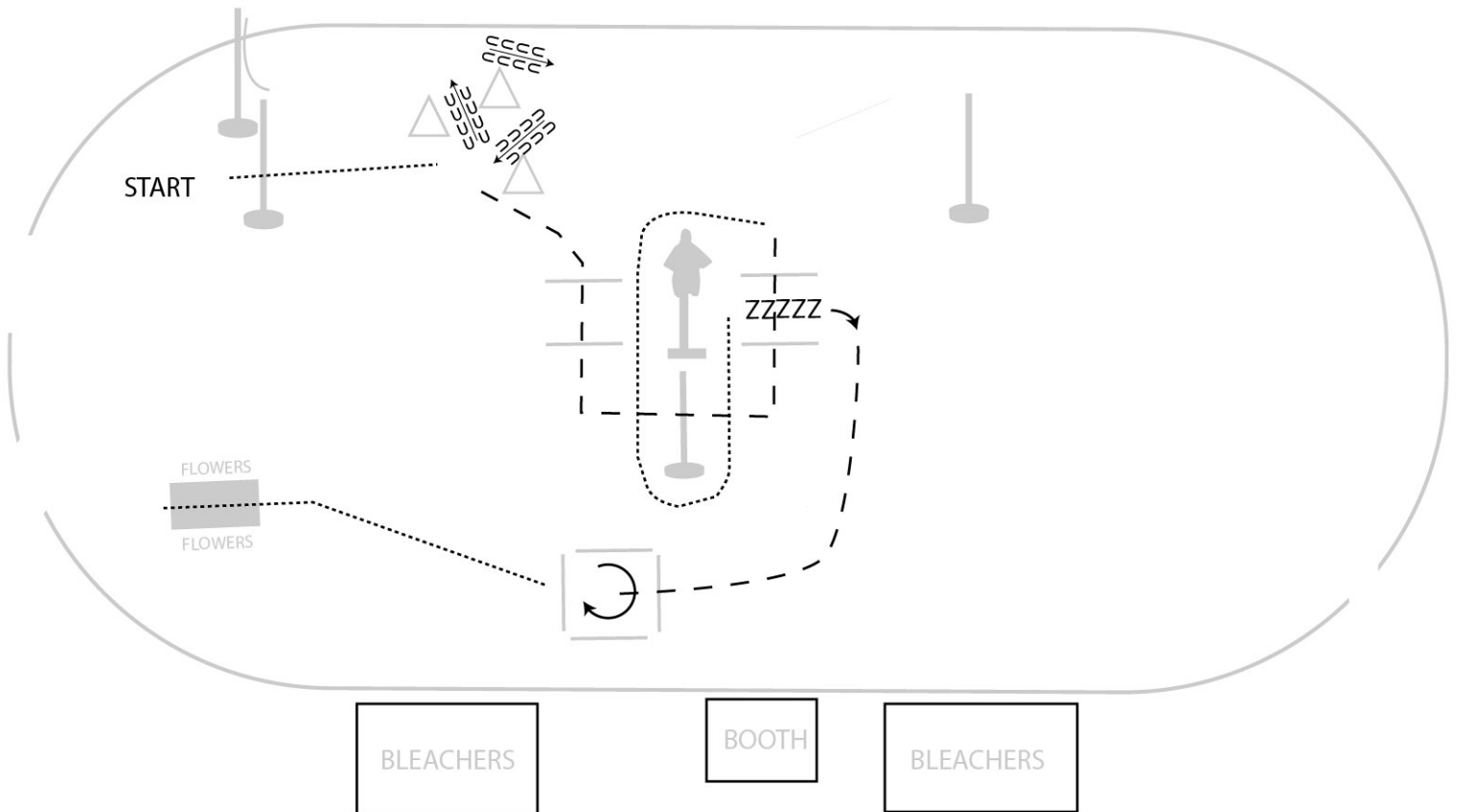


KEY

INSTRUCTIONS

- Walk
- - - - Jog
- Extended Jog
- ZZZZZ Side pass
- CCCCC→ Back

1. Walk between upright poles.
2. Jog over poles as shown.
3. Extended jog around upright and over 3 poles.
4. Stop. Side pass right.
5. Back around upright poles.
6. Jog to bridge.
7. Walk over bridge.
8. Exit at a Walk

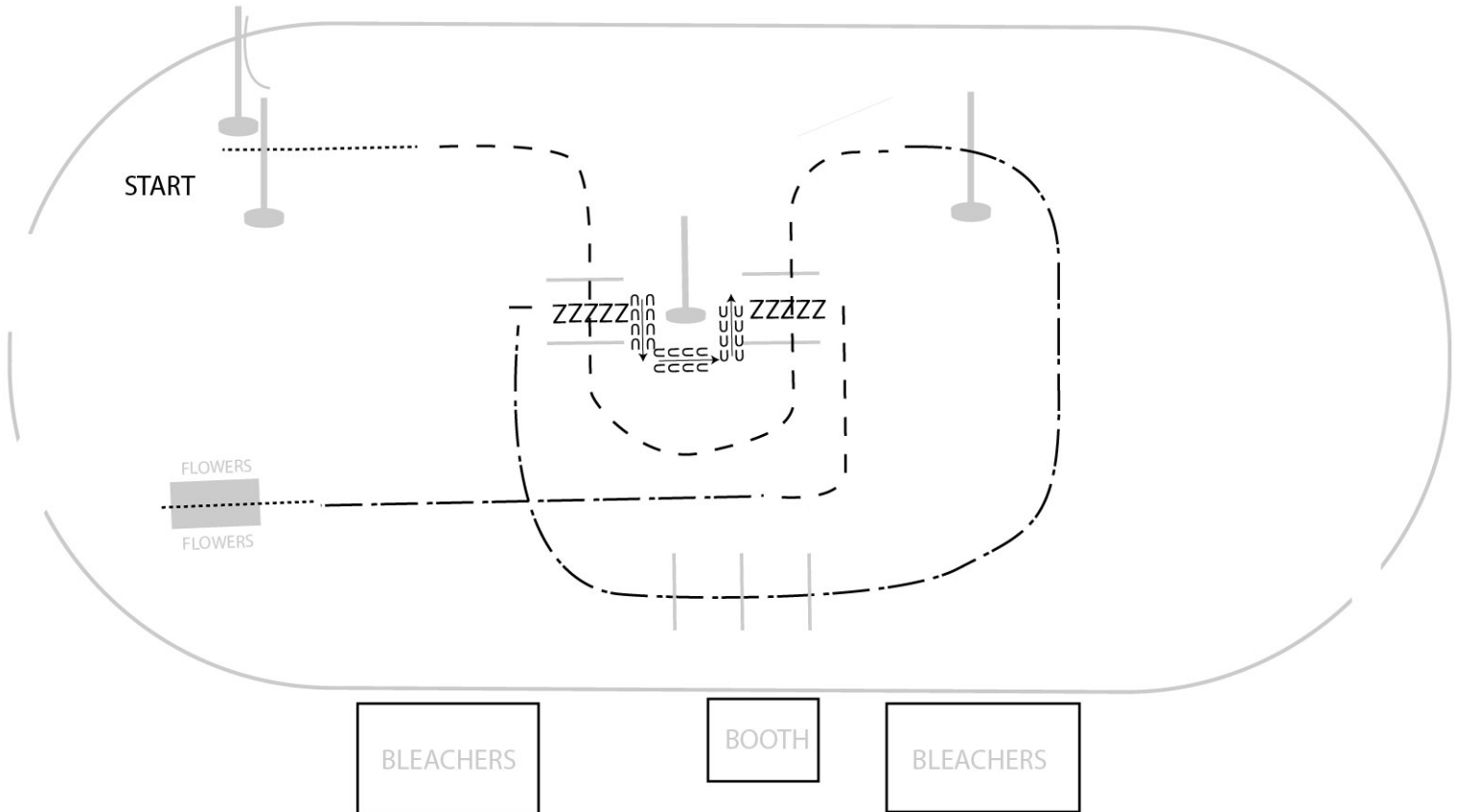


KEY

INSTRUCTIONS

- Walk
- - - - Jog
- Extended Jog
- ZZZZZ Side pass
- CCCCC → Back

1. Walk gate
2. Back around cones
3. Trot over poles
4. Walk to slicker, remove and place on second pole
5. Walk and side pass between two poles.
6. Perform 180 degree turn and jog into box.
7. Perform 360 degree turn in box and walk out.
8. Walk over bridge. Pattern complete.



KEY

INSTRUCTIONS

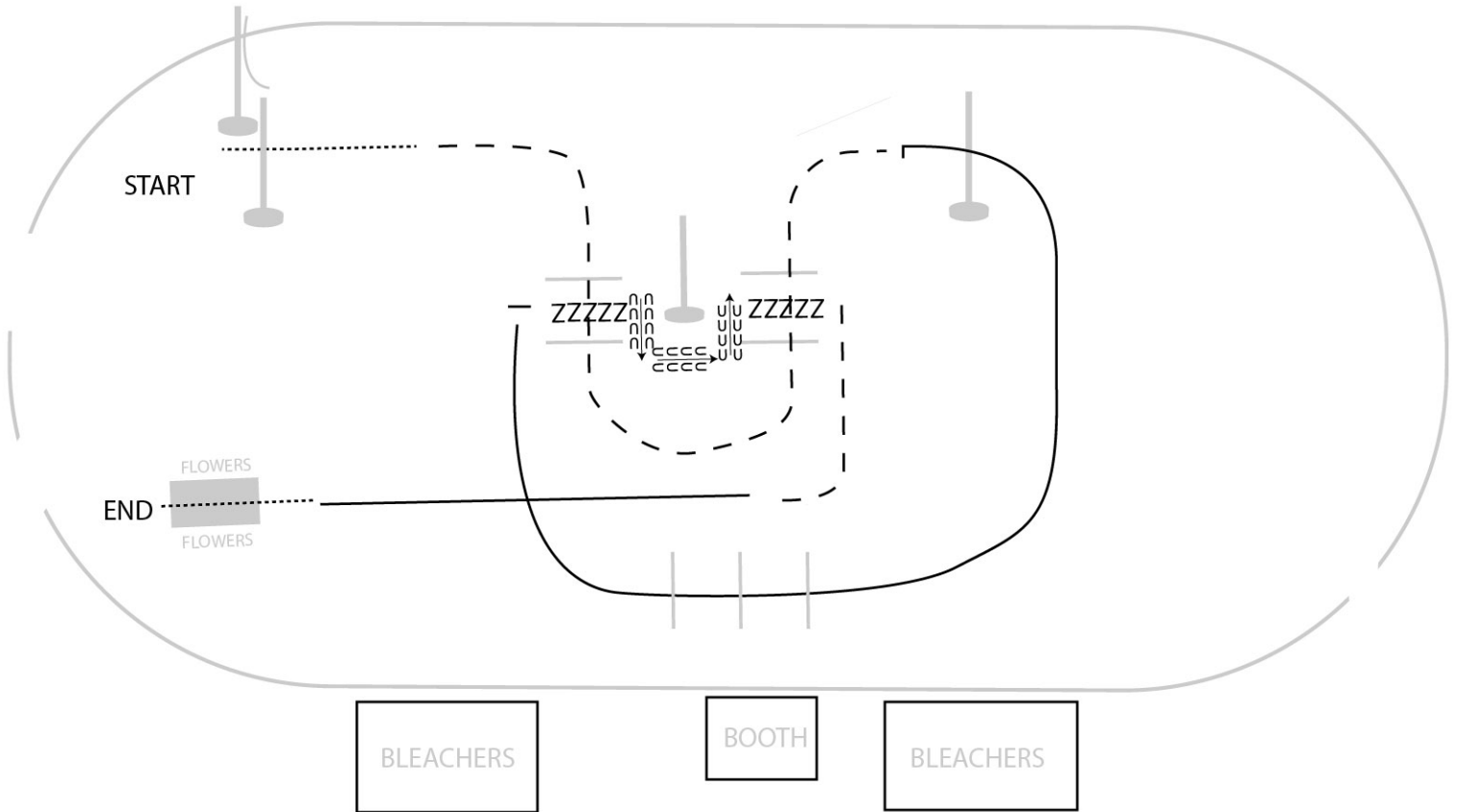
- Walk
- - - - Jog
- Extended Jog
- ZZZZZ Side pass
- 2s Two Strides

1. Work gate and walk.
2. Jog over poles as shown.
3. Extended jog around upright and over 3 poles.
4. Stop. Side pass right.
5. Back around upright poles.
6. Side pass left.
7. Jog corner. Extended jog.
8. Walk over bridge.
9. Exit at a Walk

87, 88,89,90,91,92

Youth 13 & Under, Youth 14-18, Novice Non Pro, Non Pro, Junior Senior

Western Trail

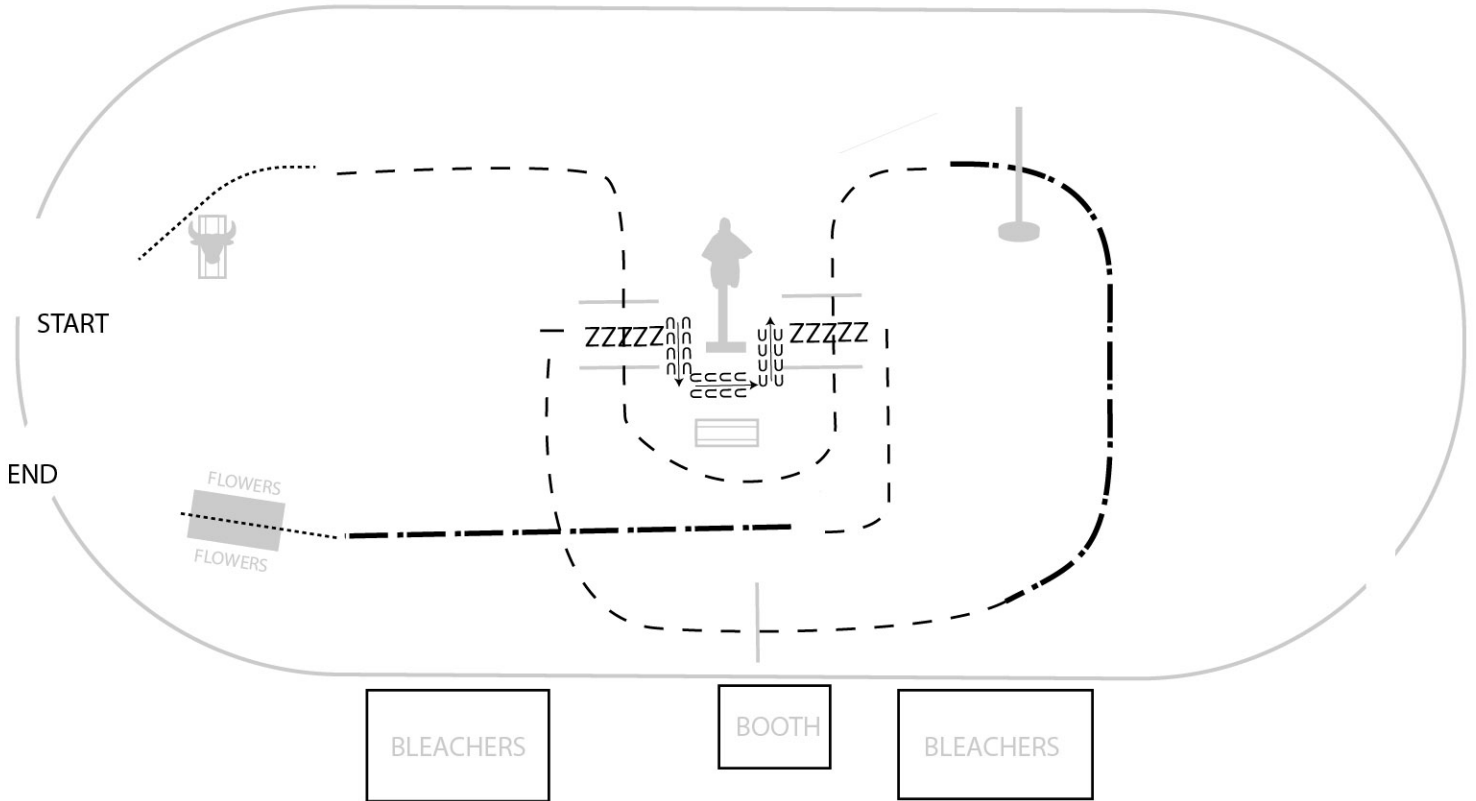


KEY

INSTRUCTIONS

- Walk
- - - - Jog
- Lope
- ZZZZZ Side pass
- CCCC→ Back

1. Work gate either hand
2. Jog over poles
3. Lope right lead around upright pole and over poles. Halt.
4. Side pass right, back around upright pole and side pass left.
5. Jog as shown.
6. Lope on left lead. Break to a walk before bridge.
7. Walk over bridge.
8. Exit at a Walk



KEY

INSTRUCTIONS

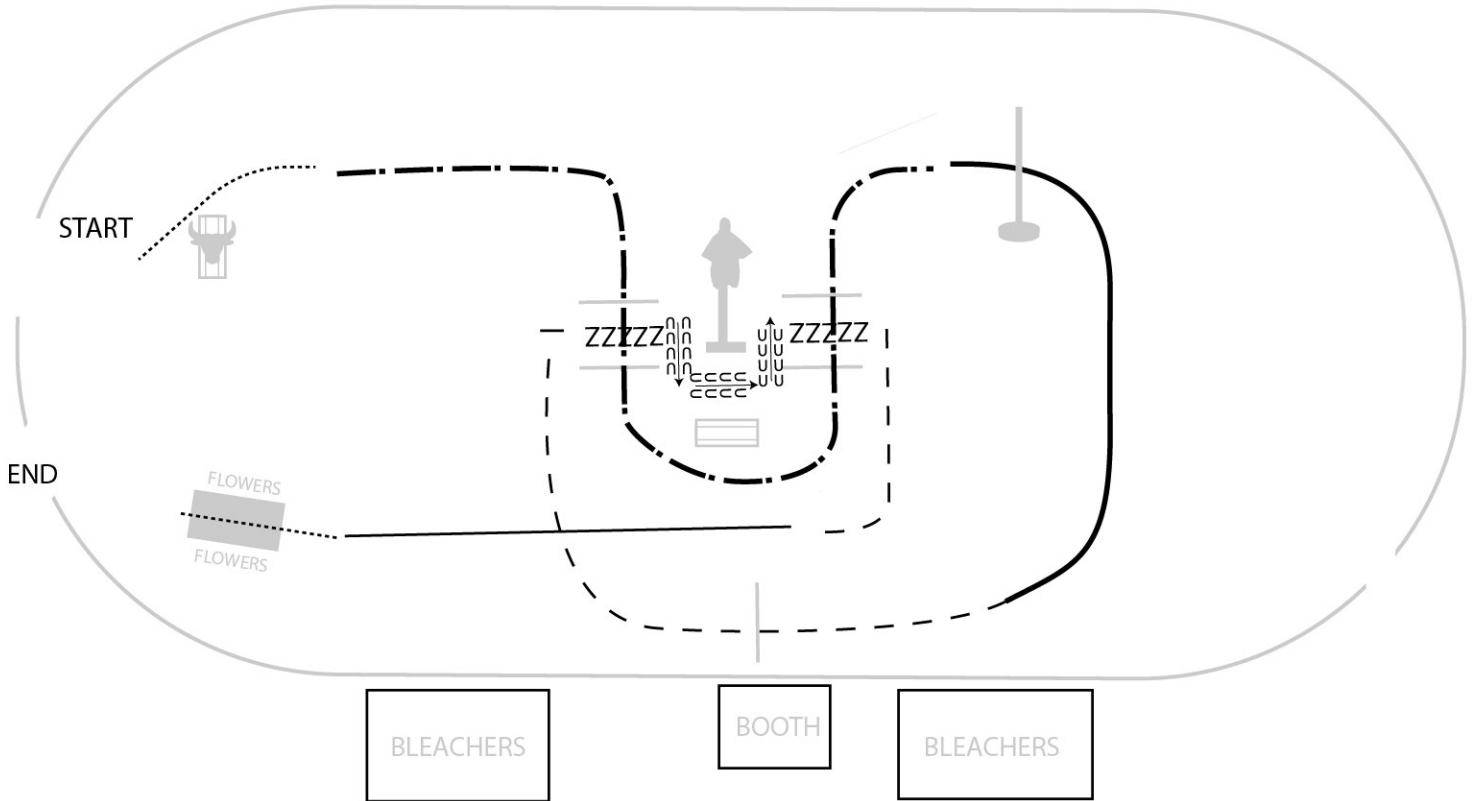
- Walk
- - - - Trot
- · - · - Extended Trot
- ZZZZZ Side pass
- ←←←←← Back

1. Walk into arena and attempt to lasso steer. Leave lasso with steer
2. Trot over poles at shown.
3. Extended Trot.
4. Jog over brush/branches and stop where shown.
5. Sidepass right.
6. Back around and between upright pole and hay bale.
7. Remove slicker, toss over shoulder, put back.
8. Sidepass left between poles and trot.
9. Extended trot to bridge. Halt.
10. Dismount and Walk over bridge. Exit.

94,95,96,97

Youth 18 & Under, Non Pro, Junior, Senior

Ranch Trail

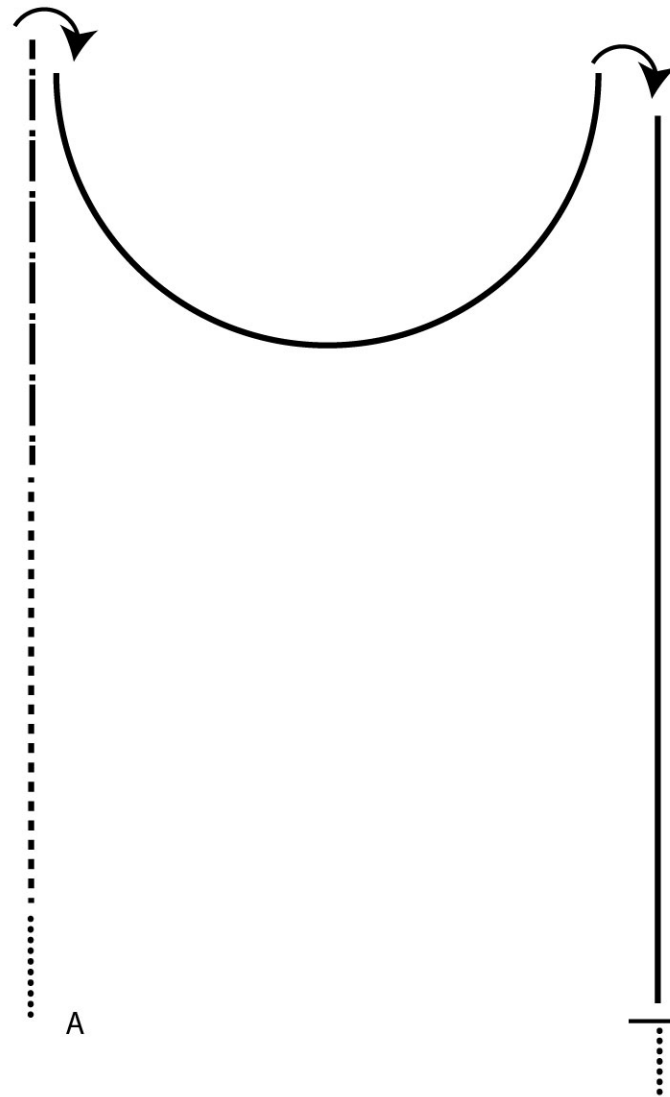


KEY

INSTRUCTIONS













- Walk
- - - - Extended Trot
- . - . - Trot
- Lope
- Extended Lope
- ZZZZZ Side pass
- ←←←←
←←←← Back

1. Walk into arena and attempt to lasso steer. Leave lasso with steer
2. ExtentendTrot over poles at shown.
3. Hand gallop.
4. Trot over brush/branches and stop where shown.
5. Sidepass right.
6. Back around and between upright pole and hay bale.
7. Remove slicker, toss over shoulder, put back.
8. Sidepass left between poles and trot.
9. Left lead to bridge. Halt.
10. Dismount and Walk over bridge. Exit.



KEY

INSTRUCTIONS

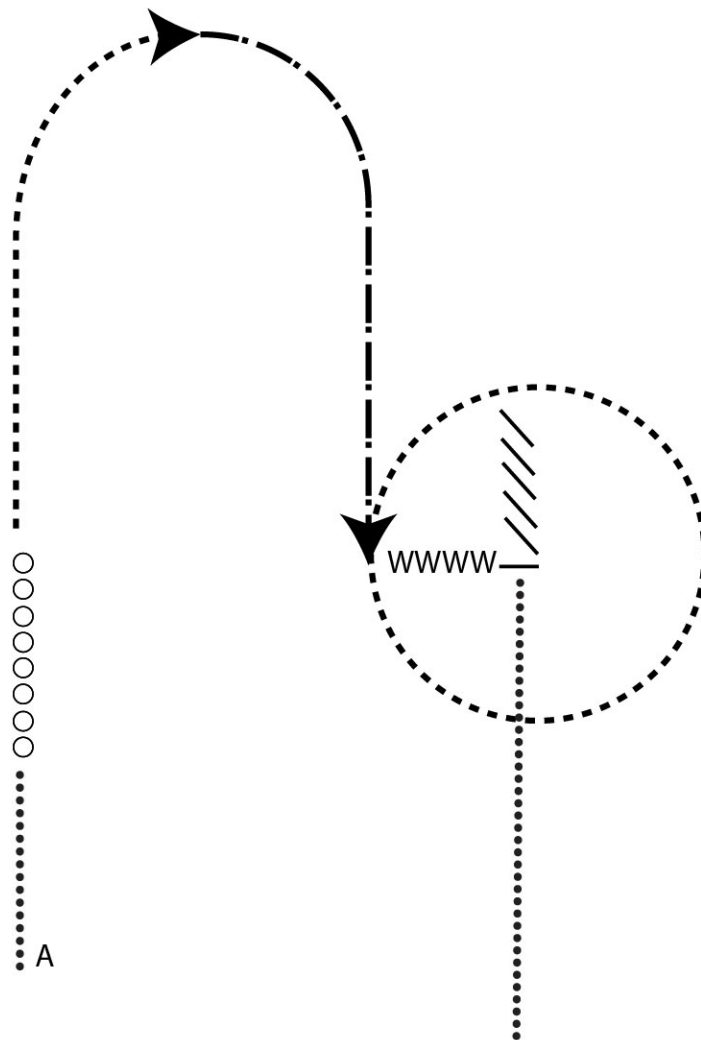
	WALK
	POSTING TROT
	SITTING TROT
	EXTENDED TROT
	2 POINT TROT
	CANTER
	HAND GALLOP
	BACK
	CHANGE LEADS
	SIDEPASS
	CHANGE DIAGONALS
	LEG YIELD
A	MARKER

1. Begin at A. Walk one horse length.
2. Trot a straight line, posting on the left diagonal.
3. Extend the trot. Stop.
4. 180- degree forehand turn right.
5. Canter larger half circle on left lead. Stop.
6. 180- degree haunch turn right.
7. Canter right lead to marker A. Stop.
8. Walk one horse length. Pattern complete. Exit arena.

117, 118, 119

11 -18 Walk Trot, 10 & Under Walk Trot, Non Pro Walk Trot

Walk Trot Western Equitation



KEY

INSTRUCTIONS

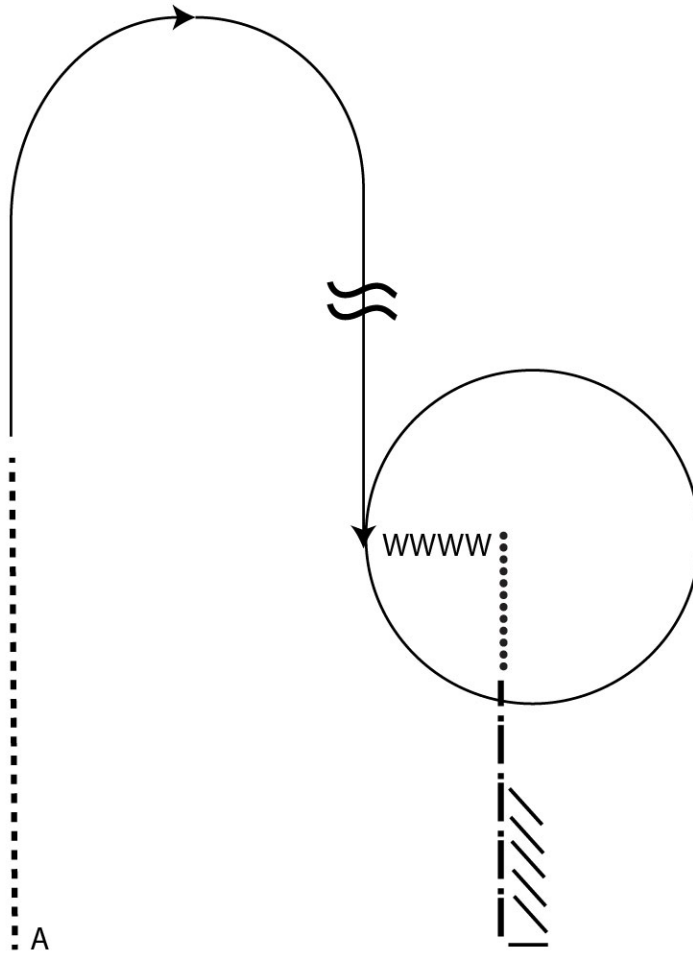
.....	Walk
oooooo	Extended Walk
-----	Jog
-.-.-.-	Extended Jog
//////	Back
————	Lope
————	Extended Lope
~~~~~	Change Leads
WWWWW	Sidepass
A, B, C	Markers

1. Begin at A. Walk and then Extended Walk halfway.
2. Jog Half a circle.
3. Extended jog.
4. Jog left circle. Stop.
5. Sidepass to the left. Stop.
6. Back one horse length.
7. Walk off. Pattern complete.

# 120, 121, 122, 123, 124, 125

# Western Equitation

Novice Youth, Novice Non Pro, 13 & Under, 14-18, Non Pro, Masters Non Pro

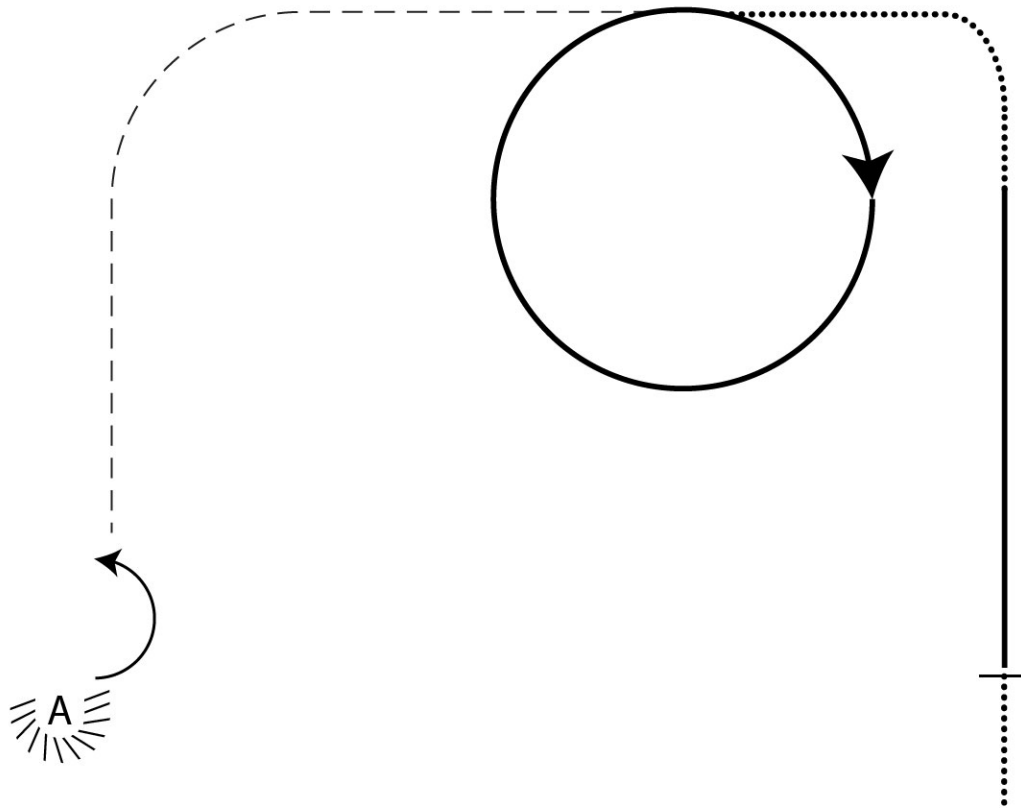


## KEY

## INSTRUCTIONS

.....	Walk
oooooo	Extended Walk
-----	Jog
-.-.-.-	Extended Jog
//////	Back
————	Lope
————	Extended Lope
~~~~~	Change Leads
WWWWW	Sidepass
A, B, C	Markers

1. Begin at A. Jog.
2. Lope right lead half a circle. Simple Lead Change.
3. Lope circle to left. Stop.
4. Side pass left.
5. Walk one horse length.
6. Extended jog to A. Stop.
7. Back one horse length. Pattern complete. Exit at a walk.



KEY

INSTRUCTIONS

.....	WALK
-----	POSTING TROT
-----	SITTING TROT
-----	EXTENDED TROT
	2 POINT TROT
—————	CANTER
—————	HAND GALLOP
//////////	BACK
≈	CHANGE LEADS
~~~~~	SIDEPASS
~	CHANGE DIAGONALS
----->	LEG YIELD
A	MARKER

1. Begin at A. Back around A.
2. Perform a 180-degree haunch turn to the left.
3. Jog around corner as shown.
4. Right lead circle.
5. Walk Corner. Left Lead to A.
6. Halt. Exit at a Walk. Pattern complete.